
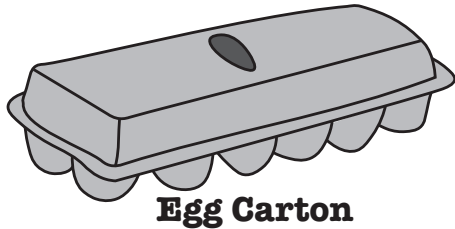


Caterpillar Puppet

<https://youtu.be/8qnEvaidmz0> | <https://www.chuckhartman.com>

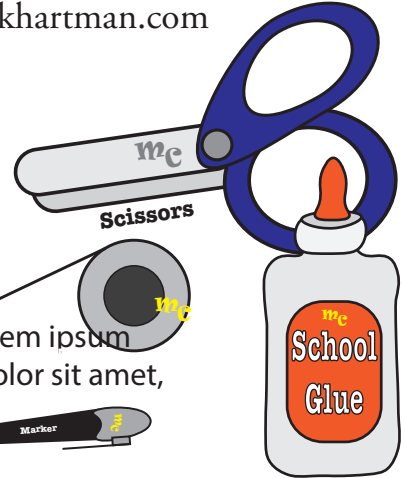
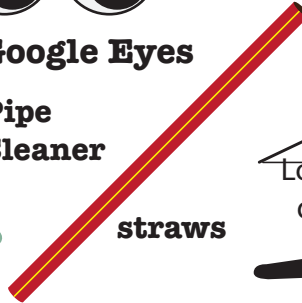
You Will Need...



Pipe Cleaner

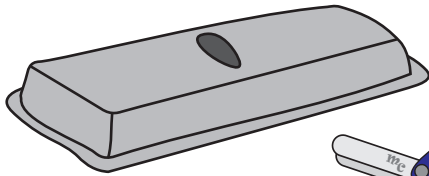


straws



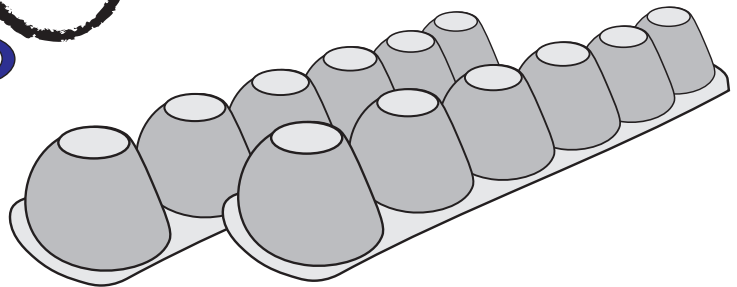
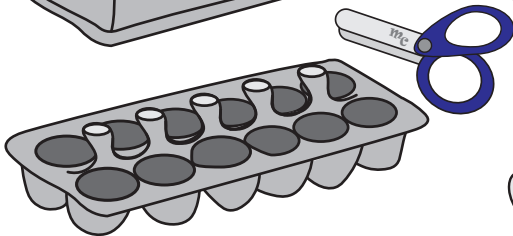
1.

Start by cutting, with scissors, the top off the egg carton.
REMEMBER! *Any time a child uses scissors, there must be an adult present.*



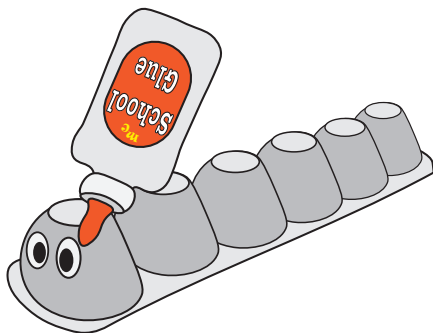
2.

Then, cut the bottom of the egg carton into two parts.




3.

Next, take one part of the egg carton bottom and attach the google eyes to the end with glue.



4.


With a marker, draw a smile under the google eyes.



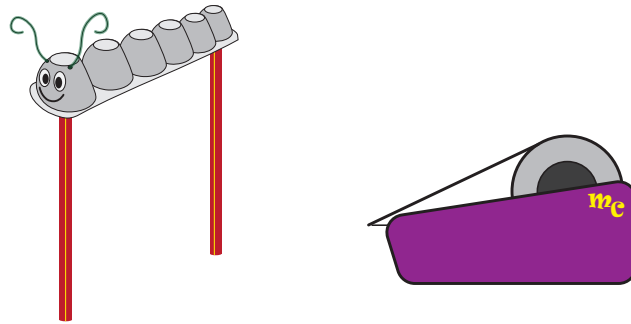
Caterpillar Puppet

<https://youtu.be/8qnEvaidmz0> | <https://www.chuckhartman.com>

5. Carefully make two holes to bring the pipe cleaner antenna through the head of the caterpillar puppet.



6. Now, attach two straws, with tape, to the underside of the caterpillar puppet (what would be the inside of the egg carton).



7. Finally, enjoy playing with your caterpillar puppet.

