

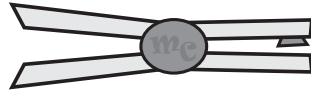
Bird Feeder

<https://youtu.be/TYFcGfjmOsE> | <https://www.chuckhartman.com>


You Will Need...




Yarn



Hole Punch




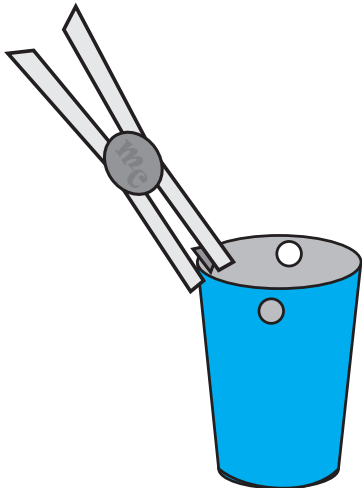
Paper Cup



Scissors

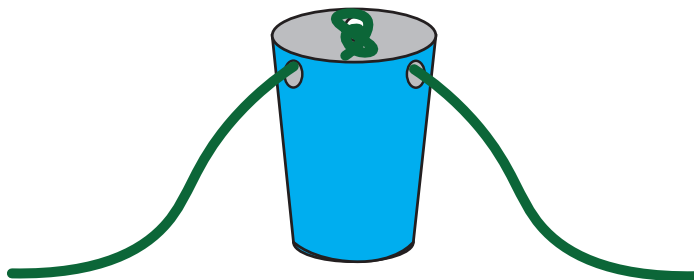
1.

Start by placing three holes in the top of the paper cup directly under the rim. The holes should be placed at the twelve, three and nine o'clock positions.



2.

Next tie the yarn to the holes. Then tie the yarn together so that the cup and yarn resemble a hanging basket.



Bird Feeder

<https://youtu.be/TYFcGfJmOsE> | <https://www.chuckhartman.com>

3.

Finally, fill the cup with bird seed and hang your feeder in a tree close to a window so you can watch the birds enjoy the feed.

