


Paper Flower

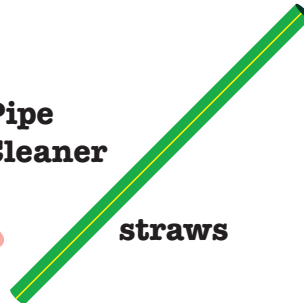
<https://youtu.be/mkoBeZZzYhg> | <https://www.chuckhartman.com>

You Will Need...




Cupcake paper cups

Pipe Cleaner





straws



Scissors


1.

Start by cutting, with scissors, the cupcake paper cups (fringe the edges). **REMEMBER!** *Any time a child uses scissors, there must be an adult present.*



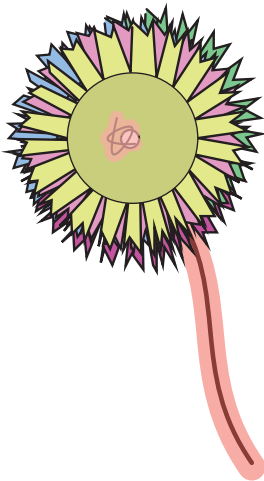
2.

Then, put all the fringed cupcake paper cups together and make a hole through the middle of each paper.




3.

Next, thread the pipe cleaner through the papers, and crunch one end, so the papers do not fall off the pipe cleaner.



4.

Take the opposite end of the pipe cleaner and thread it through the drinking straw. Once it is threaded through, clamp off that opposite end.



Cupcake Flower

<https://youtu.be/mkoBeZZzYhg> | <https://www.chuckhartman.com>

5.

Finally, enjoy the paper flower, or repeat the process to make a bouquet.

