
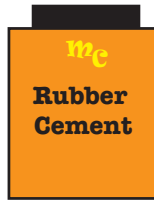


# Chanukah Menorah Suncatcher

From: the Mister Chuck Channel | [https://youtu.be/y3BYC\\_mQFX0](https://youtu.be/y3BYC_mQFX0)

## You Will Need...




1. Begin with a sheet of wax paper (as large or small as desired).

2. Cover the wax paper liberally with rubber cement.



3. Tear the pieces of tissue paper into desired shapes.



4. Place the tissue paper pieces on the wax paper as desired.

# Chanukah Menorah Suncatcher

From: the Mister Chuck Channel | [https://youtu.be/y3BYC\\_mQFX0](https://youtu.be/y3BYC_mQFX0)

5.

Finally, wait patiently for the rubber cement to dry. Once dried, place the paper in a window. Make a construction paper or poster board frame for the suncatcher to give the final suncatcher a little pizzazz.

